

# 2024



## DEPARTMENT OF THE AIR FORCE **BUDGET OVERVIEW**



**U.S. AIR FORCE**



UNITED STATES  
**SPACE FORCE**



# DEPARTMENT OF THE AIR FORCE

## FISCAL YEAR 2024 BUDGET OVERVIEW

“ DELIVERING **AIRPOWER** FOR OUR NATION  
REQUIRES MORE THAN JUST AIRCRAFT; IT REQUIRES  
**TOTAL FORCE AIRMEN** – ACTIVE DUTY,  
GUARD, RESERVE, CIVILIANS – IN ALL AIR FORCE  
SPECIALTIES **WORKING TOGETHER** AS A  
SEAMLESS TEAM TO **OPERATE, MAINTAIN**  
**AND ENABLE OUR MISSION** AND BRING  
THE UNIQUE CAPABILITIES AND EFFECTS  
OF AIRPOWER TO BEAR. ”  
AIR FORCE CHIEF OF STAFF GEN. CQ BROWN, JR.



# TABLE OF CONTENTS

<b>Section 1: Department Components</b>	<b>1</b>
<b>Section 2: Budget Highlights</b>	<b>3</b>
U.S. Air Force Budget Highlights. ....	3
U.S. Space Force Budget Highlights. ....	5
U.S. Air Force Operation and Maintenance (O&M). ....	7
Active U.S. Air Force . ....	9
Air National Guard . ....	10
Air Force Reserve . ....	11
U.S. Space Force Operation and Maintenance (O&M). ....	12
Department of the Air Force Military Personnel (MILPERS) . ....	13
Active U.S. Air Force . ....	14
Air National Guard . ....	15
Air Force Reserve . ....	16
U.S. Space Force . ....	17
U.S. Air Force Research Development Test and Evaluation (RDT&E). ....	18
U.S. Space Force Research Development Test and Evaluation (RDT&E). ....	21
U.S. Air Force Procurement . ....	23
U.S. Air Force Aircraft . ....	24
U.S. Air Force Missile . ....	26
U.S. Air Force Ammunition. ....	27
U.S. Air Force Other . ....	28
U.S. Space Force Procurement . ....	29
Department of the Air Force Military Construction (MILCON) . ....	30
Active U.S. Air Force . ....	31
Air National Guard . ....	32
Air Force Reserve . ....	33
Department of the Air Force Military Family Housing (MFH) . ....	34
Department of the Air Force Military	
Base Realignment and Closure (BRAC). ....	35
Department of the Air Force Overseas Operations Costs . ....	36
Department of the Air Force Military Working Capital Fund. ....	38
Department of the Air Force Military Cash Management . ....	40
<b>Section 3: Summary</b>	<b>42</b>
<b>Section 4: Appendix</b>	<b>43</b>
<b>Section 5: Acronyms</b>	<b>47</b>

# TABLE OF FIGURES

---

FIGURE 1.	O&M – U.S. Air Force FY 2024 Baseline Budget Request . . . . .	7
FIGURE 2.	O&M - Active U.S. Air Force FY 2024 Baseline Budget Request . . . . .	9
FIGURE 3.	O&M - Air National Guard FY 2024 Baseline Budget Request. . . . .	10
FIGURE 4.	O&M - Air Force Reserve FY 2024 Baseline Budget Request . . . . .	11
FIGURE 5.	O&M - U.S. Space Force FY 2024 Baseline Budget Request . . . . .	12
FIGURE 6.	MILPERS - Department of the Air Force Total Force FY 2024 Baseline Budget Request. . . . .	13
FIGURE 7.	MILPERS - Department of the Air Force Active FY 2024 Baseline Budget Request . . . . .	14
FIGURE 8.	MILPERS - Air National Guard FY 2024 Baseline Budget Request. . . . .	15
FIGURE 9.	MILPERS - Air Force Reserve FY 2024 Baseline Budget Request . . . . .	16
FIGURE 10.	MILPERS - U.S. Space Force Active FY 2024 Baseline Budget Request. . . . .	17
FIGURE 11.	RDT&E - U.S. Air Force FY 2024 Baseline Budget Request . . . . .	18
FIGURE 12.	RDT&E - U.S. Space Force FY 2024 Baseline Budget Request . . . . .	21
FIGURE 13.	Procurement – U.S. Air Force FY 2024 Baseline Budget Request . . . . .	23
FIGURE 14.	Procurement - U.S. Air Force Aircraft FY 2024 Baseline Budget Request . . . . .	24
FIGURE 15.	Procurement - U.S. Air Force Missile FY 2024 Baseline Budget Request . . . . .	26
FIGURE 16.	Procurement - U.S. Air Force Ammunition FY 2024 Baseline Budget Request . . . . .	27
FIGURE 17.	Procurement - U.S. Air Force Other FY 2024 Baseline Budget Request . . . . .	28
FIGURE 18.	Procurement - U.S. Space Force FY 2024 Baseline Budget Request . . . . .	29
FIGURE 19.	MILCON - Department of the Air Force FY 2024 Baseline Budget Request . . . . .	30
FIGURE 20.	Department of the Air Force Overseas Operations Costs . . . . .	36

# TABLE OF TABLES

---

TABLE 1. Department of the Air Force Budget Summary.....	2
TABLE 2. U.S. Air Force Budget Summary.....	4
TABLE 3. U.S. Space Force Budget Summary.....	6
TABLE 4. O&M U.S. Air Force Total Force by Component.....	7
TABLE 5. O&M – Active U.S. Air Force by Program.....	9
TABLE 6. O&M – Air National Guard by Program.....	10
TABLE 7. O&M – Air Force Reserve by Program .....	11
TABLE 8. O&M – U.S. Space Force by Program .....	12
TABLE 9. MILPERS – Department of the Air Force Total Force .....	13
TABLE 10. MILPERS – by Major Activity.....	14
TABLE 11. MILPERS – Air National Guard .....	15
TABLE 12. MILPERS – Air Force Reserve .....	16
TABLE 13. MILPERS – U.S. Space Force .....	17
TABLE 14. RDT&E - U.S. Air Force .....	19
TABLE 15. RDT&E - U.S. Air Force Significant Programs.....	20
TABLE 16. RDT&E - U.S. Space Force .....	22
TABLE 17. RDT&E - U.S. Space Force Significant Programs.....	22
TABLE 18. U.S. Air Force Procurement .....	23
TABLE 19. U.S. Air Force Procurement, Aircraft .....	25
TABLE 20. U.S. Air Force Procurement, Missile .....	26
TABLE 21. U.S. Air Force Procurement, Ammunition.....	27
TABLE 22. U.S. Air Force Procurement, Other .....	28
TABLE 23. U.S. Space Force Procurement.....	29
TABLE 24. Department of the Air Force MILCON .....	30
TABLE 25. MILCON, Active U.S. Air Force.....	31
TABLE 26. MILCON, Air National Guard.....	32
TABLE 27. MILCON, Air Force Reserve .....	33
TABLE 28. Department of the Air Force Military Family Housing.....	34
TABLE 29. Department of the Air Force BRAC .....	35
TABLE 30. Overseas Operations Costs - U.S. Air Force .....	36
TABLE 31. Overseas Operations Costs - U.S. Space Force .....	37
TABLE 32. Overseas Operations Worldwide MILCON Project List.....	37
TABLE 33. Air Force Working Capital Fund Financial and Personnel Summary .....	39
TABLE 34. Air Force Working Capital Fund Cash Management.....	40
TABLE 35. Transportation Working Capital Fund Cash Management.....	40



“THE NATION’S DEMAND  
**FOR AIRPOWER  
& SPACE DOMINANCE**  
REQUIRES AN **AGILE** AND  
**LETHAL**  
FORCE...”

# DEPARTMENT OF THE AIR FORCE

The Nation's demand for airpower and space dominance requires an agile and lethal force able to adapt rapidly to accomplish a wide variety of missions across all warfighting domains. To achieve this, the Department must leverage the combined strengths of the Active, Guard, Reserve, and civilian forces.



## ACTIVE U.S. AIR FORCE

The Active Duty Air Force makes up the largest, fulltime component of the Department. The Active Duty maintain aircraft and bases worldwide, while supporting five U.S. Air Force core missions: Air and Space Superiority; Global Intelligence, Surveillance and Reconnaissance (ISR); Rapid Global Mobility; Global Strike; and Command and Control (C2).



## ACTIVE U.S. SPACE FORCE

The Active Duty Space Force is a small but agile force called to organize, train, equip, and present forces capable of preserving America's freedom of action in space; enabling Joint Force lethality and effectiveness; and providing independent options – in, from, and to space. Space Force forces support eight Space Operations and Associated Missions: Space Electromagnetic Warfare, Spacelift/Access & Acquisitions, Satellite Communications, Intelligence, Surveillance, and Reconnaissance, Satellite Operations and Engineering, Cyber Operations, Missile Warning/Defense, and Space Domain Awareness.



## AIR NATIONAL GUARD

The Air National Guard (ANG) component is the second largest component of the Air Force and provides almost half of the Air Force's tactical airlift support, combat communications functions, aeromedical evacuations and aerial refueling. The Air National Guard's federal mission is to maintain well-trained, well-equipped units available for prompt mobilization during war and provide assistance during national emergencies. During peacetime, the combat-ready and support units, assigned to most Air Force major commands, carry out missions compatible with training, mobilization readiness, humanitarian, and contingency operations.



## AIR FORCE RESERVE

The Air Force Reserve (AFR) component is a small but agile and combat-ready component of the Air Force which supports all five of the Air Force core missions. They also perform aircraft flight testing, aerial port operations, civil engineer, security forces, military training, communications, mobility support, transportation, and services missions. Reserve components stand shoulder to shoulder with their active-duty counterparts to provide the military defense of our Nation.



## DEPARTMENT CIVILIANS

150,000 Department of the Air Force civilians work side by side each day with their military counterparts. These civilians are critical to Air and Space Force operations. Civilian employees provide a unique perspective, invaluable experience, continuity, and leadership across all of the Department's mission sets.

# DEPARTMENT OF THE AIR FORCE OVERVIEW

The Fiscal Year (FY) 2024 Department of the Air Force President’s Budget request is \$215.1 billion, excluding \$44.2B of “non-blue” funding. This is a \$9.3B or 4.5% increase over the FY23 enacted position. The FY23 Enacted position also includes \$1.4B in “blue” funding from the Ukraine supplemental.

The Department of the Air Force remains focused on implementing the National Defense Strategy and the priorities of the Secretary of Defense: mission, people, and teams. Our ability to perform our missions comes first, and everything we are doing to support and develop our people and build strong teams supports that goal. The centerpiece of the Department of the Air Force’s Fiscal Year 2024 President’s Budget request are the seven Operational Imperatives. The Operational Imperatives represent the essential transformation of the Department to the next generation of operational capability against our pacing challenge, the People’s Republic of China.

## Operational Imperatives

- Resilient Space Order of Battle
- Advanced Battle Management System
- Moving Target Engagement
- Next Generation Air Dominance Family of Systems
- Resilient Forward Basing
- B-21 Long Range Strike Family of Systems
- Transition to a Wartime Posture

**TABLE 1. DEPARTMENT OF THE AIR FORCE BUDGET SUMMARY**

<b>Total Department (\$B)</b>	<b>FY23 Enacted 205.8</b>	<b>FY24 PB 215.1</b>
Operation and Maintenance (O&M)	75.7	78.5
Military Personnel (MILPERS)	40.2	42.1
Research Development Test & Evaluation (RDT&E)	50.5	55.4
Procurement	34.1	35.4
Military Construction (MILCON) & Military Family Housing (MFH)	5.2	3.8

Numbers may not add due to rounding



## U.S. AIR FORCE BUDGET HIGHLIGHTS

The U.S. Air Force FY 2024 budget request is approximately \$185.1 billion, a \$15.6B increase from the FY 2023 request.

The FY 2024 Operation & Maintenance (O&M) budget includes a \$5.4B dollar increase from the FY 2023 enacted. This request resources a 5.2% civilian pay raise and benefits (\$588M), continues to support Violence Prevention & Sexual Assault Prevention and Response and Independent Review Commission recommendations (\$316M), and funds Facilities Sustainment, Restoration, and Modernization at 88%. Additionally, it resources readiness efforts funding Air Force Weapons System Sustainment (WSS) at 87%.

The FY 2024 Air Force Military Personnel (MILPERS) budget improves quality of life for Airmen. It resources a 5.2% pay raise, 4.2% BAH raise, and 3.4% BAS raise. This budget resources \$1.4B for Permanent Change of Station moves and includes \$648M for bonus/retention programs for 65K critical skilled positions.

The FY 2024 Air Force Research, Development, Test and Evaluation (RDT&E) budget invests in key modernization efforts across many of the core missions such as air superiority, global strike, command and control, and rapid global mobility. The nuclear enterprise includes modernization efforts for LGM-35A Sentinel, Long Range Standoff (LRSO), and the Survivable Airborne Operations Center (SAOC). These investments along with other weapon modernizations will address future security challenges in alignment with the Secretary of the Air Force seven operational imperatives.

The Air Force Procurement budget continues investments in several modernization priorities such as the F-35A, F-15EX, KC-46A, B-21 bomber and the MH-139 helicopter program. In addition, the procurement budget continues investment in advanced munitions with the Joint Air to Surface Standoff Missile – Extended Range (JASSM-ER), Long Range Anti-Ship Missile (LRASM), along with other precision munitions such as Joint Strike Missile and Small Diameter Bomb (I & II).

The Air Force Military Construction (MILCON) budget continues to fund high-priority projects to meet critical infrastructure requirements, mission needs, and operational timelines. The FY 2024 MILCON request includes \$3.8B for Military Construction with resources allocated for new weapon system beddowns, existing infrastructure investment, and Planning and Design for future projects.



TABLE 2. UNITED STATES AIR FORCE BUDGET SUMMARY

	FY23 Enacted	FY24 PB
<b>Total U.S. Air Force (\$M)</b>	<b>179.7</b>	<b>185.1</b>
Operation and Maintenance (O&M)	71.7	73.5
Military Personnel (MILPERS)	39.2	40.9
Research Development Test & Evaluation (RDT&E)	33.9	36.2
Procurement	29.7	30.6
Military Construction (MILCON)	4.4	3.1
Military Family Housing	0.6	0.6
Base Realignment and Closure (BRAC)	0.2	0.1

<b>General Facts (Quantities)</b>	FY23 Enacted	FY24 PB
Total Aircraft Inventory	5,154	4,964
Flying Hours	1,126	1,066

<b>Personnel Facts (End Strength)</b>	FY23 Enacted	FY24 PB
Authorized Manpower	660,977	661,571
<b>Military</b>	<b>512,344</b>	<b>512,100</b>
USAF Active	325,344	324,700
USSF Active	8,600	9,400
Guard	108,400	108,400
Reserve	70,000	69,600
<b>Civilian</b>	<b>148,633</b>	<b>149,571</b>
USAF	143,919	144,662
USSF	4,714	4,909

<b>Major Procurement Quantities</b>	FY23 Enacted	FY24 PB
<b>Aircraft</b>		
F-35A	43	48
KC-46A	15	15
F-15EX	24	24
MH-139	5	7
E-11	1	1
<b>Weapons</b>		
AGMM-158 JASSM-ER	550	550
LRASM	25	27
AIM-120D AMRAAM	271	457
Small Diameter Bomb II	1,214	920
Small Diameter Bomb	356	874
Joint Strike Missile	0	48

Numbers may not add due to rounding

## U.S. SPACE FORCE BUDGET HIGHLIGHTS

The FY 2024 Space Force budget is \$30.0 billion, an increase of \$3.9B over the FY23 enacted budget presenting major investments in fielding combat-ready forces for a growing and maturing Service. This funding is a critical step to combat emerging space threats and to meet our pacing challenge. The focus is on investments in long-range kill chains, resilient Missile Warning and Missile Tracking, Operational Test and Training Infrastructure, protecting and enhancing strategic systems, and bolstering foundational elements.

The U.S. Space Force FY 2024 Operation and Maintenance (O&M) budget request of \$4.9B, funds 83% of Weapon System Sustainment requirements. In addition, this request sustains day-to-day mission operations and supports headquarters and field centers for doctrine development, warfare, intelligence, and professional military education.

The FY 2024 Military Personnel (MILPERS) budget request of \$1.2B resources 5.2% raises in pay, 4.2% basic allowance for housing, and 3.4% basic allowance for subsistence. Additionally, it supports USSF end strength growth from 8,600 military authorizations to 9,400 military authorizations.

The FY 2024 U.S. Space Force Research, Development, Test & Evaluation (RDT&E) budget of \$19.2B invests to protect and defend global space architectures, protect and enable the Joint Force, build more resilient and integrated deterrence, and invest in Guardians. This request includes funding for Resilient Missile Warning/Missile Tracking capabilities, Space Technology Development and Prototyping, Ground/Space Domain Awareness, Next-Gen Overhead Persistent Infrared (OPIR) Ground/Polar, Evolved Strategic SATCOM (ESS), Protected Tactical SATCOM (PTS), and Tech Transition (Space).

The U.S. Space Force Procurement budget of \$4.7 billion funds acquisition of space vehicles and terminals, ground control systems, launch services, and related communications security and training products.

**SEMPER SUPRA  
ALWAYS ABOVE**



TABLE 3. UNITED STATES SPACE FORCE BUDGET SUMMARY

	FY23 Enacted	FY24 PB
<b>Total U.S. Space Force (\$M)</b>	<b>26.1</b>	<b>30.0</b>
Operations and Maintenance (O&M)	4.0	4.9
Military Personnel (MILPERS)	1.0	1.2
Research Development Test & Evaluation (RDT&E)	16.6	19.2
Procurement	4.5	4.7


  

<b>Personnel Facts (End Strength)</b>	FY23 Enacted	FY24 PB
Authorized Manpower	13,527	14,526
<b>Military</b>	8,600	9,400
<b>Civilian</b>	4,714	4,909

<b>Major Procurement Quantities</b>	FY23 Enacted	FY24 PB
<b>Space</b>		
National Security Space Launch	3	10
SDA Launch	7	5

Numbers may not add due to rounding



## U.S. AIR FORCE OPERATION AND MAINTENANCE (O&M)

Figure 1 depicts the FY 2024 U.S. Air Force Baseline shown in Table 4 and displays the relative size of each component of this appropriation.

**FIGURE 1. O&M – U.S. AIR FORCE TOTAL FORCE FY 2024 BASELINE BUDGET REQUEST**



The FY 2024 U.S. Air Force Operation and Maintenance (O&M) budget funds the day-to-day expenses in support of operational requirements for all five Air Force core functions. O&M resources directly support essential combat enablers such as flying operations, cyberspace operations, intelligence, logistics, nuclear deterrence, search and rescue, and special operations activities. O&M funds the operation, sustainment, and maintenance of aircraft, weapon systems, command and control systems, and airfield and base facilities. Additionally, this funding purchases critical supplies, equipment, and fuel, as well as funds training and development of Airmen and pay and benefits for most U.S. Air Force civilian personnel. Table 4 displays O&M across the Total Force by component.

**TABLE 4. O&M U.S. AIR FORCE TOTAL FORCE BY COMPONENT**

	FY23 Enacted	FY24 PB
<b>Operation and Maintenance, U.S. Air Force Total Force (\$M)</b>	<b>71,709</b>	<b>73,515</b>
Active Air Force	60,546	62,062
Air National Guard	7,382	7,254
Air Force Reserve	3,701	4,116

Numbers may not add due to rounding

The U.S. Air Force FY 2024 O&M budget request of \$73.5B prioritizes developing our Airmen, and the advancement of pilot training, while building upon readiness gains made over the last several years.

The U.S. Air Force is focusing on the urgency to find innovative ways to maintain an aging fleet through modernization of logistics systems and supply chain improvements to sustain current operational readiness while posturing for future fleet growth. This budget also results in sustained investments in core readiness accounts including Weapon System Sustainment (WSS) and flying operations. The Air Force's overall FY 2024 O&M budget request increases core readiness funding by \$1.7 billion, or 6 percent above FY 2023 enacted budget. This budget request maintains current readiness while balancing modernization priorities.

The Air Force continues to make investments in relevant next-generation capabilities. This includes \$361M for improvements to Information Technology infrastructure and actions to mitigate network vulnerabilities and provides \$453M for Pacific Deterrence Initiatives, including Pacific Resilient Distributed Air Basing efforts & Agile Combat Employment (ACE). Additionally, the Air Force increased funding by 10% for advanced and undergraduate pilot training for fixed and rotary wing aircrafts (\$64M).

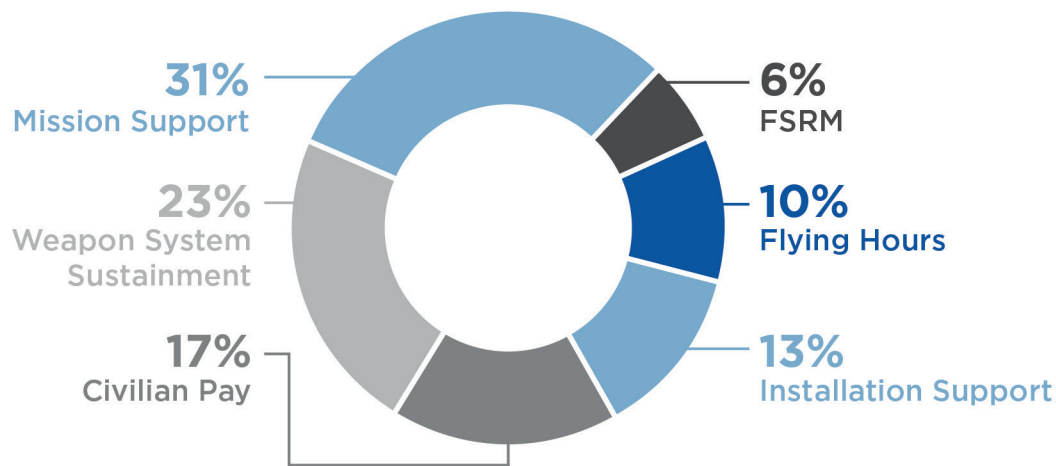
The Air Force is investing Violence Prevention & Sexual Assault Prevention and Response and Independent Review Commission recommendation programs and increasing support to family programs by funding \$57M for Child Development Centers and Youth Programs/Activities.



## O&M – ACTIVE U.S. AIR FORCE

Figure 2 depicts the FY 2024 Active U.S. Air Force Baseline shown in Table 5 and displays the relative size of each subsection of this appropriation.

**FIGURE 2. O&M – ACTIVE U.S. AIR FORCE FY 2024 BASELINE BUDGET REQUEST**



The FY 2024 Active U.S. Air Force Operation and Maintenance (O&M) budget request funds expenses such as civilian salaries, travel, minor construction projects, operating military forces, training and education, depot maintenance, and base operations support for U.S. Air Force personnel worldwide. This budget also invests in the digital infrastructure necessary to set the environment to connect all domains of military operations. Flying hours are being executed at the maximum executable level (877K hours).

**TABLE 5. O&M – ACTIVE U.S. AIR FORCE BY PROGRAM**

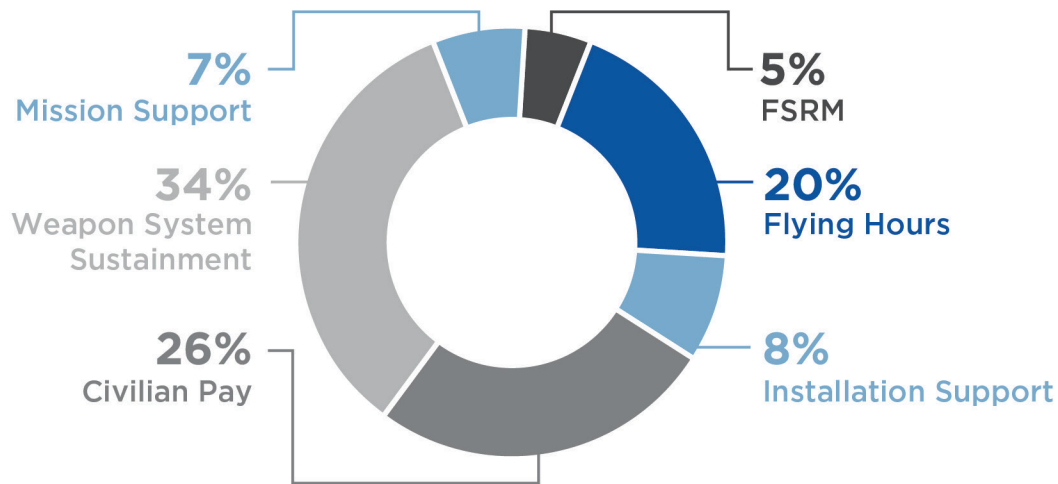
	FY23 Enacted	FY24 PB
<b>Operation and Maintenance, Active Air Force Total (\$M)</b>	<b>60,546</b>	<b>60,062</b>
Mission Support	20,138	16,799
Weapon System Sustainment	13,400	14,399
Civilian Pay	9,461	9,984
Installation Support	7,314	7,963
Flying Hours	6,557	6,698
FSRM	3,676	3,590

Numbers may not add due to rounding

## O&M – AIR NATIONAL GUARD

Figure 3 depicts the FY 2024 Air National Guard Baseline shown in Table 6 and displays the relative size of each subsection of this appropriation.

**FIGURE 3. O&M – AIR NATIONAL GUARD FY 2024 BASELINE BUDGET REQUEST**



The Air National Guard (ANG) Operation and Maintenance (O&M) appropriation funds the training and equipping of units allowing for prompt mobilization during war and assistance during national emergencies. Funding also supports operational missions such as Homeland Defense, which includes the Aerospace Control Alert (ACA) mission and Command and Control. The FY 2024 O&M budget request funds 111K peacetime flying hours, maintenance of 921 aircraft, and day-to-day operational costs of 90 wings. The budget request also supports mission training for combat readiness of 108,400 ANG personnel.

**TABLE 6. O&M – AIR NATIONAL GUARD BY PROGRAM**

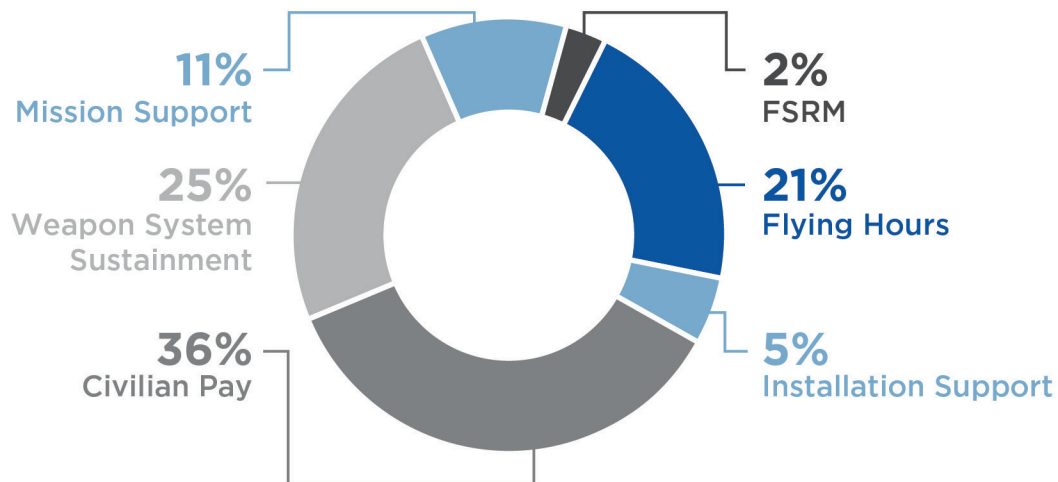
	FY23 Enacted	FY24 PB
<b>Operation and Maintenance, Air National Guard Total (\$M)</b>	<b>7,382</b>	<b>7,254</b>
Mission Support	476	480
Weapon System Sustainment	2,462	2,472
Civilian Pay	1,712	1,881
Installation Support	643	581
Flying Hours	1,557	1,470
Facility Sustainment, Restoration and Modernization	532	370

Numbers may not add due to rounding

## O&M – AIR FORCE RESERVE

Figure 4 depicts the FY 2024 Air Force Reserve Baseline shown in Table 7 and displays the relative size of each subsection of this appropriation.

**FIGURE 4. O&M – AIR FORCE RESERVE FY 2024 BASELINE BUDGET REQUEST**



The Air Force Reserve (AFR) Operation and Maintenance (O&M) appropriation provides funding to train units and assigned personnel for immediate mobilization. The budget request provides for the operation and training of 37 wings, 79K peacetime flying hours, and the maintenance of 292 aircraft. Additionally, this funding covers Air Reserve Technician (ART) and civil service employee salaries and provides mission training for 70,000 Reserve personnel.

**TABLE 7. O&M – AIR FORCE RESERVE BY PROGRAM**

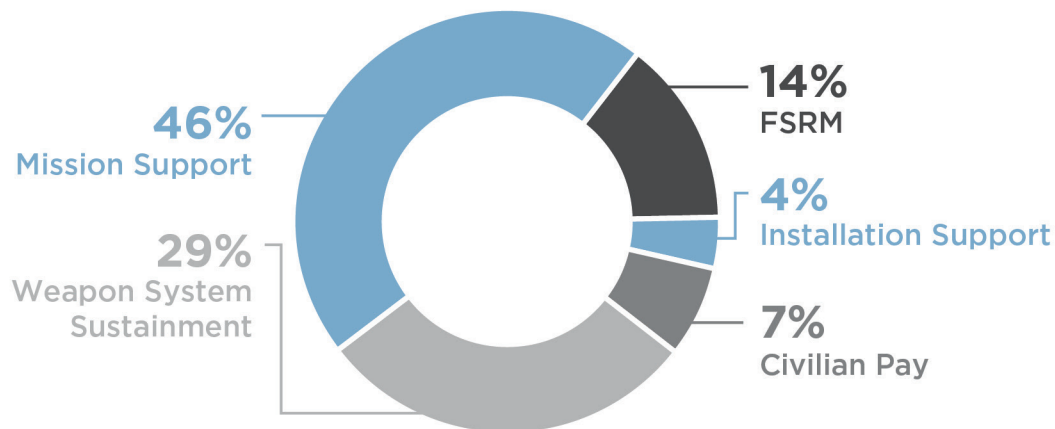
	FY23 Enacted	FY24 PB
<b>Operation and Maintenance, Air Force Reserve Total (\$M)</b>	<b>3,701</b>	<b>4,116</b>
Mission Support	397	459
Weapon System Sustainment	835	1,022
Civilian Pay	1,347	1,469
Installation Support	192	204
Flying Hours	802	857
FSRM	127	105

Numbers may not add due to rounding

## U.S. SPACE FORCE OPERATION AND MAINTENANCE (O&M)

Figure 5 depicts the FY 2024 U.S. Space Force Baseline shown in Table 8 and displays the relative size of each subsection of this appropriation.

**FIGURE 5. O&M – U.S. SPACE FORCE FY 2024 BASELINE BUDGET REQUEST**



The FY 2024 U.S. Space Force Operation and Maintenance funds the operation, sustainment, and maintenance of Spacelift range operations, satellites, Weapon System Sustainment, and all ground-based and space-based systems. It provides training and development for the Guardians, the pay and benefits for civilian personnel, and the purchases of critical supplies and equipment. The U.S. Space Force FY 2024 O&M budget request of \$4.9B includes resources for the headquarters and field commands for doctrine development, warfare, intelligence, facility sustainment, restoration, and modernization (FSRM), base support, professional military education, and personnel. In addition, the budget provides enabling capabilities to the Joint Fight, and supports the enhancement of Guardian Readiness.

**TABLE 8. O&M – U.S. SPACE FORCE BY PROGRAM**

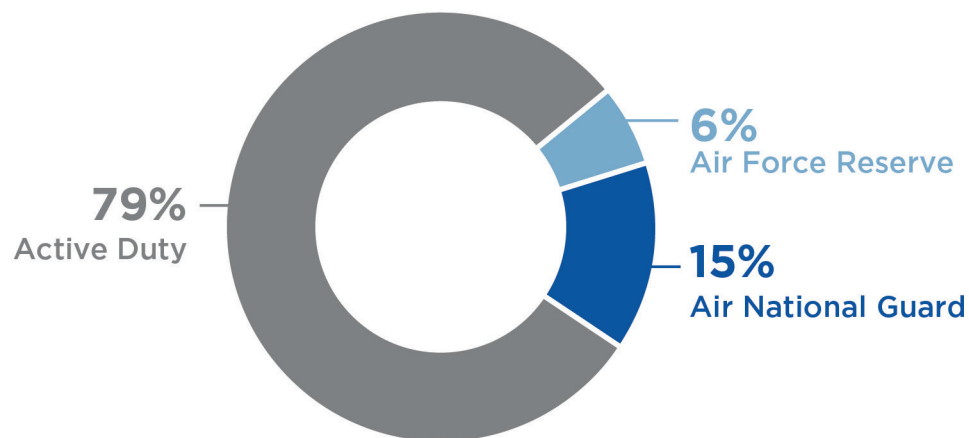
	FY23 Enacted	FY24 PB
<b>Operation and Maintenance, U. S. Space Force Total (\$M)</b>	<b>4,029</b>	<b>4,946</b>
Mission Support	1,648	2,310
Weapon System Sustainment	1,633	1,448
Civilian Pay	298	320
Installation Support	157	189
FSRM	293	679

Numbers may not add due to rounding

## MILITARY PERSONNEL (MILPERS)

Figure 6 depicts the FY 2024 Department of the Air Force Baseline request shown in Table 9 subdivided by component.

**FIGURE 6. MILPERS - DEPARTMENT OF THE AIR FORCE TOTAL FORCE FY 2024**



The FY 2024 Department of the Air Force Military Personnel budget supports a Total Force end-strength of 512,100 personnel, a decrease of 244 from FY 2023. The budget request includes increases of 5.2% for Military Pay, 4.2% in Basic Allowance for Housing, and 3.4% for Basic Allowance for Subsistence. It leverages the Active (Air Force and Space Force), Guard, and Reserve Components to create the Total Force necessary to engage in enduring and emergent air and space operations around the globe. A summary of the major changes is below:

- Air Force end-strength is 324,700, a decrease of 644 end-strengths from FY 2023
- Space Force end-strength 9,400, an increase of 800 end-strengths from FY 2023
- ANG end-strength of 108,400, no change in end-strengths from FY 2023
- AFR component end-strength of 69,600, a decrease of 400 end-strengths from FY 2023

**TABLE 9. MILPERS - DEPARTMENT OF THE AIR FORCE TOTAL FORCE**

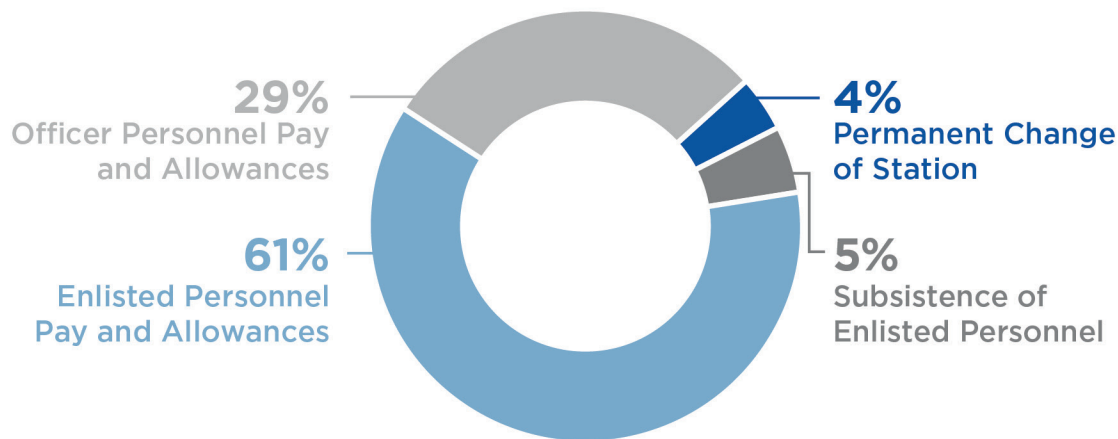
MILPERS, Department of the Air Force Total Force (\$M)	FY23 Enacted	FY24 PB
	<b>39,207</b>	<b>40,921</b>
Active Duty	31,373	32,646
Air National Guard	5,224	5,636
Air Force Reserve	2,610	2,639

Numbers may not add due to rounding

## MILPERS – ACTIVE DUTY

Figure 7 depicts the FY 2024 Department of the Air Force Active Baseline request shown in Table 10 subdivided into major activities.

**FIGURE 7. MILPERS – DEPARTMENT OF THE AIR FORCE ACTIVE FY 2024 BASELINE BUDGET REQUEST**



The FY 2024 U.S. Air Force Active MILPERS budget requests a reduction of 644 personnel to the all-volunteer force, decreasing the total from 325,344, to 324,700 requested in FY 2024. This decrease in end-strengths is driven by a net reduction in legacy force structure requirements with an increase in future force structure. Additionally, the budget funds \$648M dollars for bonuses in critically manned career fields. This funding represents an investment in our Airmen, and assists with attracting and retaining high-quality recruits to support a technology driven Service.

**TABLE 10. MILPERS – BY MAJOR ACTIVITY**


	FY23 Enacted	FY24 PB
<b>MILPERS, Department of the Air Force Active Component Total (\$M)</b>	<b>31,372</b>	<b>32,647</b>
Officer Personnel Pay and Allowances	8,501	8,994
Enlisted Personnel Pay and Allowances	18,388	19,377
Cadet Pay and Allowances	90	94
Subsistence of Enlisted Personnel	1,547	1,585
Permanent Change of Station	1,158	1,076
Other Personnel Costs	128	122
<b>Subtotal</b>	<b>29,813</b>	<b>32,248</b>
Medicare-Retiree Contribution	1,559	1,399

Numbers may not add due to rounding

## MILPERS – AIR NATIONAL GUARD

Figure 8 depicts the FY 2024 Air National Guard Baseline request shown in Table 11 subdivided into major activities.

**FIGURE 8. MILPERS – AIR NATIONAL GUARD FY 2024 BASELINE BUDGET**



The Air National Guard MILPERS budget funds direct military compensation, including regular pay and benefits, retired pay accruals, recruiting and retention incentives, and clothing allowances. Funding supports 15 days of annual tours, 48 drill periods, and active duty tours for training of select Air National Guard personnel in FY 2024. The ANG component total end-strength of 108,400 remains constant with FY 2023.

**TABLE 11. MILPERS – AIR NATIONAL GUARD**

MILPERS, Air National Guard Total (\$M)	FY23 Enacted	FY24 PB
	5,224	5,636
Unit and Individual Training	4,889	5,267
Medicare-Retiree Contribution	334	370


Numbers may not add due to rounding



## MILPERS – AIR FORCE RESERVE

Figure 9 depicts the FY 2024 Air Force Reserve Baseline request shown in Table 12 subdivided into major activities.

**FIGURE 9. MILPERS – AIR FORCE RESERVE FY 2024 BASELINE BUDGET REQUEST**



The Air Force Reserve MILPERS budget funds direct military compensation, including regular pay, allowances, and benefits for trained units and individual Reservists who augment the Active component to fulfill military mission requirements. The Reserve component end-strength of 69,600 is a decrease of 400 from FY 2023.

**TABLE 12. MILPERS – AIR FORCE RESERVE**

MILPERS, Air Force Reserve Total (\$M)	FY23 Enacted	FY24 PB
	2,611	2,639
Unit and Individual Training	2,432	2,444
Medicare-Retiree Contribution	178	194

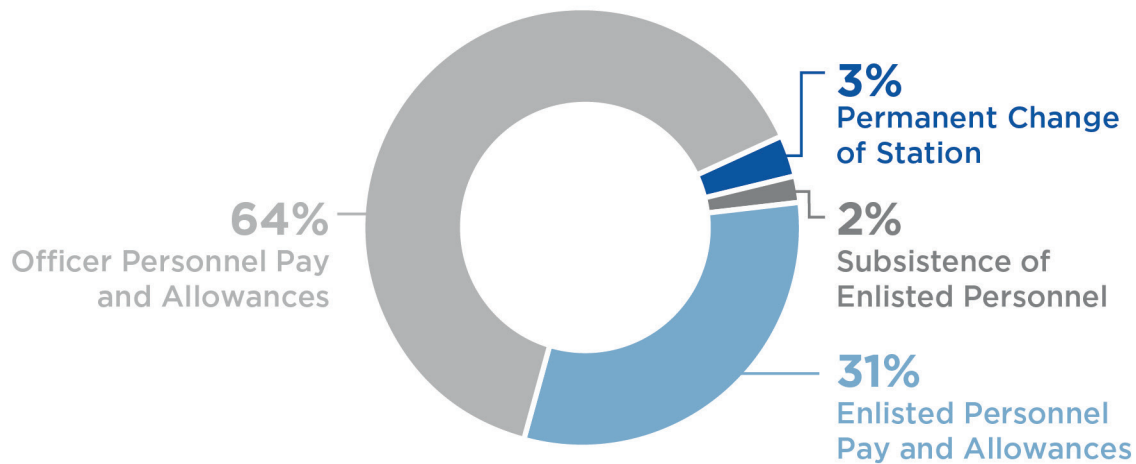
Numbers may not add due to rounding



## MILPERS – U.S. SPACE FORCE

Figure 10 depicts the FY 2024 U.S. Space Force Baseline request shown in Table 13 subdivided into major activities.

**FIGURE 10. MILPERS – SPACE FORCE ACTIVE FY 2024 BASELINE BUDGET REQUEST**



The FY 2024 U.S. Space Force MILPERS budget supports growth in personnel to 9,400 Guardians, an increase of 800 from FY 2023. The projected increase is largely driven by inter-service transfers which continues the consolidation of existing missions in support of Space Force requirements and Chief of Space Operation priorities.

**TABLE 13. MILPERS – U.S. SPACE FORCE**

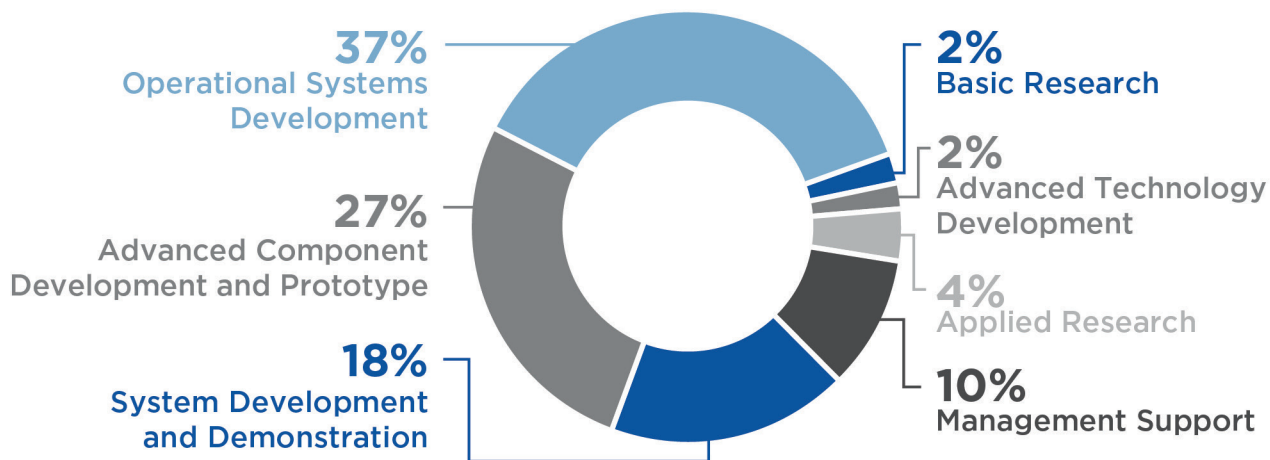
	FY23 Enacted	FY24 PB
<b>MILPERS, U.S. Space Force Total (\$M)</b>	<b>1,053</b>	<b>1,167</b>
Officer Personnel Pay and Allowances	636	701
Enlisted Personnel Pay and Allowances	314	359
Subsistence of Enlisted Personnel	25	24
Permanent Change of Station	34	32
Other Personnel Costs	1	2
<b>Subtotal</b>	<b>1,010</b>	<b>1,118</b>
Medicare-Retiree Contribution	43	49

Numbers may not add due to rounding

## U.S. AIR FORCE RESEARCH DEVELOPMENT TEST AND EVALUATION (RDT&E)

Figure 11 depicts the FY 2024 U.S. Air Force Baseline request shown in Table 14 subdivided into major categories. Table 15 summarizes the major developments funded in this request.

**FIGURE 11. U.S. AIR FORCE RDT&E FY 2024 BASELINE BUDGET REQUEST**



The U.S. Air Force Research, Development, Test and Evaluation appropriation funds the following seven budget activities: Basic Research, Applied Research, Advanced Technology Development, Advanced Component Development and Prototypes, System Development and Demonstration, Management Support, and Operational System Development. Basic Research activities are scientific studies and experimentation related to long-term national security, while Applied Research is a systematic study to understand how to meet specific national security requirements. Advanced Technology Development activities include the integration of subsystems and components into prototypes for field experiments and tests in a simulated environment. Advanced Component Development and Prototypes activities involve efforts that expedite subsystem maturity prior to integration into major systems and may include risk reduction initiatives. System Development and Demonstration activities conduct engineering and manufacturing of developing tasks to meet validated requirements prior to full-rate production. Management Support activities fund administration of RDT&E activities to sustain and modernize installations or operations. Finally, Operational Systems Development activities include efforts to upgrade fielded systems, or systems approved for full rate production, with funding anticipated within two fiscal years.

TABLE 14. RDT&amp;E – U.S. AIR FORCE

	FY23 Enacted	FY24 PB
<b>U.S. Air Force Significant RDT&amp;E Programs Total (\$M)</b>	<b>33,905</b>	<b>36,244</b>
Operational Systems Development	12,712	13,508
Advanced Component Development and Prototype	8,361	9,859
System Development and Demonstration	6,075	6,482
Management Support	3,305	3,487
Applied Research	1,744	1,433
Advanced Technology Development	1,096	891
Basic Research	612	584
Software and Digital Tech Pilot Program	0	0

Numbers may not add due to rounding

The FY 2024 U.S. Air Force RDT&E budget invests in innovation to address future security challenges. The FY 2024 budget request continues Advanced Battle Management System (ABMS) digital infrastructure upgrades and operational capability releases enabling decision superiority for warfighters at tactical, operational, and strategic levels. This budget also continues development of Next-Generation Air Dominance (NGAD) and Next-Generation Adaptive Propulsion programs and increases funding to accelerate development and testing of Collaborative Combat Aircraft to advance air superiority, reinforce deterrence, and maintain our lethal edge against global threats.

In support of integrated deterrence, this budget increases funding for the Nuclear Enterprise. This includes the continuation of development efforts for Sentinel, B-21 Raider to deliver global strike capability, and the Long Range Standoff Weapon (LRSO). The request increases funding for the Survivable Airborne Operations Center (E-4 National Airborne Operations Center recapitalization) and Mark 21A Reentry Vehicle Program.

In addition, the budget supports recapitalization of the tanker fleet through development efforts on the KC-46A and an analysis of alternatives for the Next Generation Air-refueling System (NGAS). The budget also supports recapitalization of the E-3 Airborne Warning and Control System (AWACS) fleet through E-7 rapid prototyping efforts to address Moving Target Engagement. Finally, the request includes an increase for Over-the-Horizon Backscatter Radar modeling and simulation to extend current North Warning System surveillance to long range early warning for North America.

TABLE 15. RDT&amp;E - U.S. AIR FORCE SIGNIFICANT PROGRAMS

U.S. Air Force Significant RDT&E Programs (\$M)	FY23 Enacted	FY24 PB
<b>Aircraft</b>		
B-21	3,144	2,984
F-35A	1,098	1,372
B-52	723	951
Survivable Airborne Operations Center (SAOC)	98	889
F-22	560	726
E-7	427	681
<b>Nuclear</b>		
Ground Based Strategic Deterrent (GBSD)	3,614	3,747
Long Range Standoff Weapon (LRSO)	929	911
ICBM Reentry Vehicles	116	475
<b>Other</b>		
Next-Generation Air Dominance (NGAD)	1,658	1,933
Next-Generation Adaptive Propulsion (NGAP)	220	595
Collaborative Combat Aircraft (CCA)	52	522
Advanced Battle Management System (ABMS)	237	501
Over-the-Horizon Backscatter Radar (OTHR)	12	429

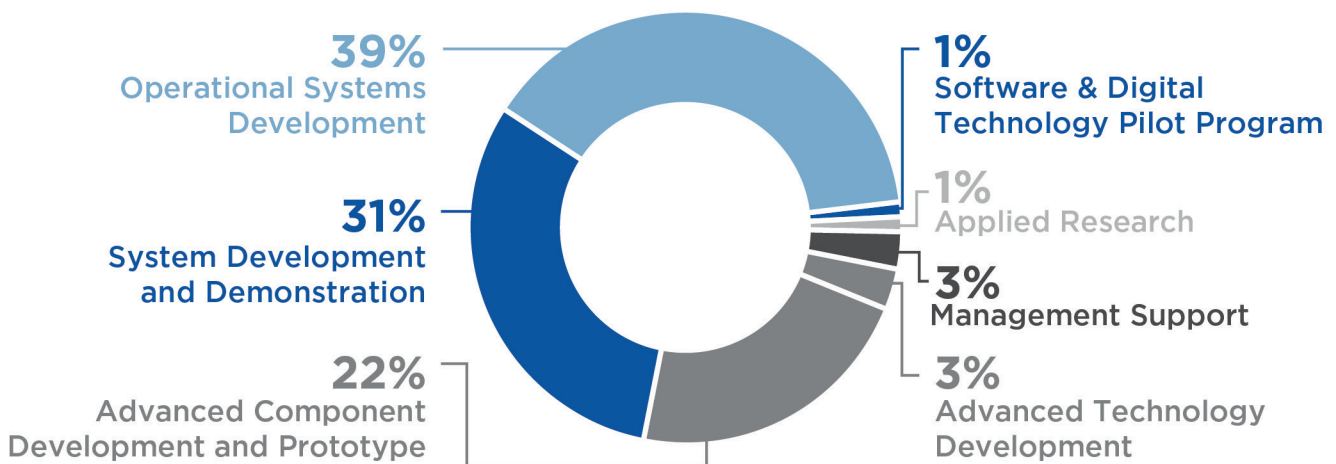
Numbers may not add due to rounding



## U.S. SPACE FORCE RESEARCH DEVELOPMENT TEST AND EVALUATION (RDT&E)

Figure 12 depicts the FY 2024 U.S. Space Force Baseline request shown in Table 16 subdivided into major categories. Table 17 summarizes the major developments funded in this request.

**FIGURE 12. U.S. SPACE FORCE RDT&E FY 2024 BASELINE BUDGET REQUEST**



The U.S. Space Force Research, Development, Test and Evaluation appropriation funds the following eight budget activities: Basic Research, Applied Research, Advanced Technology Development, Advanced Component Development and Prototypes, System Development and Demonstration, Management Support, Operational System Development, and Software and Digital Technology Pilot Program. Basic Research activities are scientific studies and experimentation related to long-term national security, while Applied Research is systematic study to understand how to meet specific national security requirements. Advanced Technology Development activities include the integration of subsystems and components into prototypes for field experiments and tests in a simulated environment. Advanced Component Development and Prototypes activities involve efforts that expedite subsystem maturity prior to integration into major systems, and may include risk reduction initiatives. System Development and Demonstration activities conduct engineering and manufacturing of developing tasks to meet validated requirements prior to full-rate production. Management Support activities fund administration of Space Force RDT&E activities to sustain and modernize installations or operations. Operational Systems Development activities include efforts to upgrade fielded systems, or systems approved for full rate production, with funding anticipated within two fiscal years. Finally, Software and Digital Technology Pilot Program activities demonstrate our ability to leverage commercial best practices and deliver capability for evolving warfighting priorities.

TABLE 16. RDT&amp;E - U.S. SPACE FORCE

	FY23 Enacted	FY24 PB
<b>RDT&amp;E, U.S. Space Force (\$M)</b>	<b>16,614</b>	<b>19,197</b>
Operational Systems Development	6,426	7,487
System Development and Demonstration	5,459	6,008
Advanced Component Development and Prototypes	2,970	4,229
Advanced Technology Development	615	583
Management Support	573	563
Applied Research	360	206
Software & Digital Technology Pilot Program	156	122
Basic Research	55	0

Numbers may not add due to rounding

In FY 2024 we embrace innovation, experimentation, and smart investments in new and game changing technologies and operating models that enable maintenance of our asymmetric advantage in space.

TABLE 17. RDT&amp;E - U.S. SPACE FORCE SIGNIFICANT PROGRAMS

U.S. Space Force Significant RDT&E Programs (\$M)	FY23 Enacted	FY24 PB
<b>Space</b>		
Resilient Missile Warning Missile Tracking (MWMT)	1,195	2,340
Space Technology Development and Prototyping	1,016	2,081
Next-Gen Overhead Persistent Infrared (OPIR)	3,353	2,616
Evolved Strategic SATCOM (ESS)	519	633
Protected Tactical SATCOM (PTS)	252	360
Tech Transition (Space)	0	165

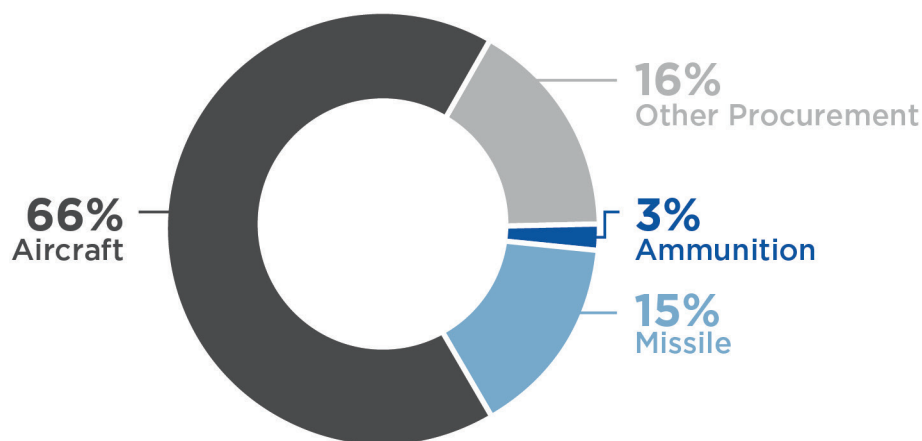
Numbers may not add due to rounding



## U.S. AIR FORCE PROCUREMENT

Figure 13 depicts the FY 2024 U.S. Air Force Baseline request shown in Table 18 subdivided into major activities.

**FIGURE 13. U.S. AIR FORCE PROCUREMENT FY 2024 BASELINE BUDGET REQUEST**



The Procurement portfolio delivers both immediate and future capabilities through investment across four specific appropriations: Aircraft, Ammunition, Missile, and Other Procurement. The U.S. Air Force satisfies national security requirements by investing in more lethal and cost-effective capabilities, as well as modernization and recapitalization efforts. To meet those requirements, the FY 2024 budget request funds 5th generation aircraft such as the F-35A, complementary 4th generation aircraft such as the F-15EX, and the modernization of the refueling fleet with the KC-46A. It also includes a Large Lot Multi-year Procurement strategy to increase purchases of the Joint Air-to-Surface Standoff Missile-Extended Range (JASSM-ER), Advanced Medium-Range Air-to-Air Missile (AMRAAM), and Long Range Anti-Ship Missile (LRASM). The following pages discuss the procurement appropriations in more detail.

**TABLE 18. U.S. AIR FORCE PROCUREMENT**

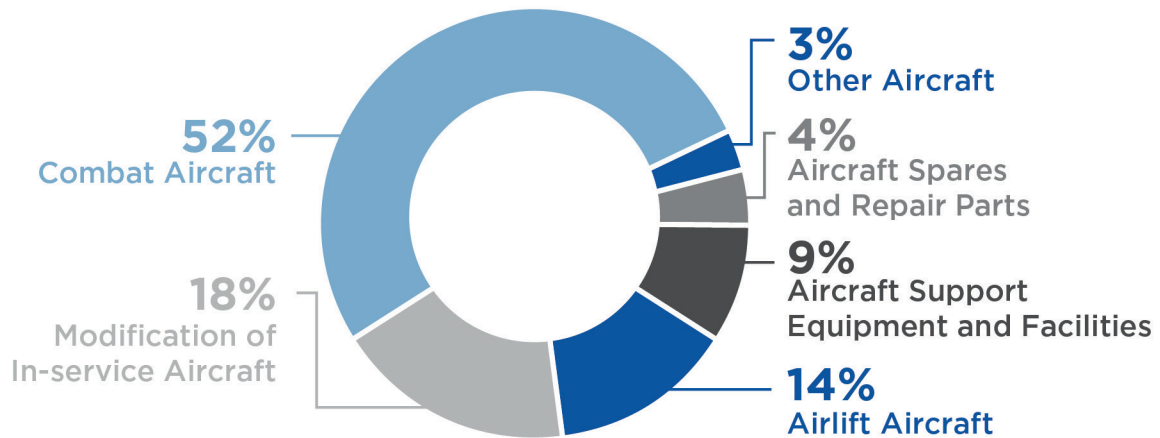
	FY23 Enacted	FY24 PB
<b>Procurement, Department of the Air Force Total (\$M)</b>	<b>29,663</b>	<b>30,641</b>
Aircraft	22,178	20,298
Missile	2,294	4,679
Ammunition	857	703
Other Procurement	4,334	4,961

Numbers may not add due to rounding

## U.S. AIR FORCE PROCUREMENT - AIRCRAFT

Figure 14 depicts the FY 2024 U.S. Air Force Baseline request shown in Table 19 subdivided into major categories.

**FIGURE 14. U.S. AIR FORCE PROCUREMENT  
AIRCRAFT FY 2024 BASELINE BUDGET REQUEST**



Aircraft Procurement funds acquisition and modification of aircraft, ground support equipment, training devices, and spare parts. The U.S. Air Force continues to modernize the 4th and 5th Generation Fighter Fleet with the acquisition of 48 F-35A Joint Strike Fighters and 24 F-15EX Eagle IIs that replace aging F-15C/D models. The U.S. Air Force must retain a technological edge by equipping our Airmen with highly advanced and lethal tools to prevail in the high end fight. In support of those objectives, this budget includes investments in F-22 sensor enhancements to more closely track and stay ahead of potential adversaries and F-35 Block 4 modernization with hardware that ensures the F-35's relevance in the high-end fight. This budget continues investment in the F-15 Eagle Passive Active Warning and Survivability System, which is an advanced digital electronic warfare system capable of defeating modern threat systems in contested airspace.

The FY 2024 budget funds low-rate initial production for the B-21 Raider, which will penetrate modern and future adversary advanced air defenses. Modernized airframes will be delivered with open system architecture and the ability to excel in all domains which is essential to sustaining global strike capabilities against near-peer adversaries. Ultimately, these advancements will support our efforts to deter aggression and work seamlessly with our allies and partners across all domains, theaters, and spectrums of conflict.

In addition to developing bomber and fighter capabilities, we will continue investing in our mobility aircraft fleets. This budget procures 15 KC-46A tankers in FY 2024. Our budget request also supports nuclear missile field security through procurement of 7 MH-139A Helicopters to replace and augment aging Vietnam-era UH-1N helicopters.

The Table below summarizes funding for U.S. Air Force Aircraft Procurement by budget activity.

**TABLE 19. U.S. AIR FORCE PROCUREMENT, AIRCRAFT**

	FY23 Enacted	FY24 PB
<b>Aircraft Procurement, U.S. Air Force Total (\$M)</b>	<b>22,178</b>	<b>20,298</b>
Combat Aircraft	8,715	10,502
Modification of In-service Aircraft	4,670	3,724
Airlift Aircraft	4,274	2,918
Aircraft Support Equipment and Facilities	1,648	1,749
Aircraft Spares and Repair Parts	677	782
Trainer Aircraft	11	0
Other Aircraft	2,183	624

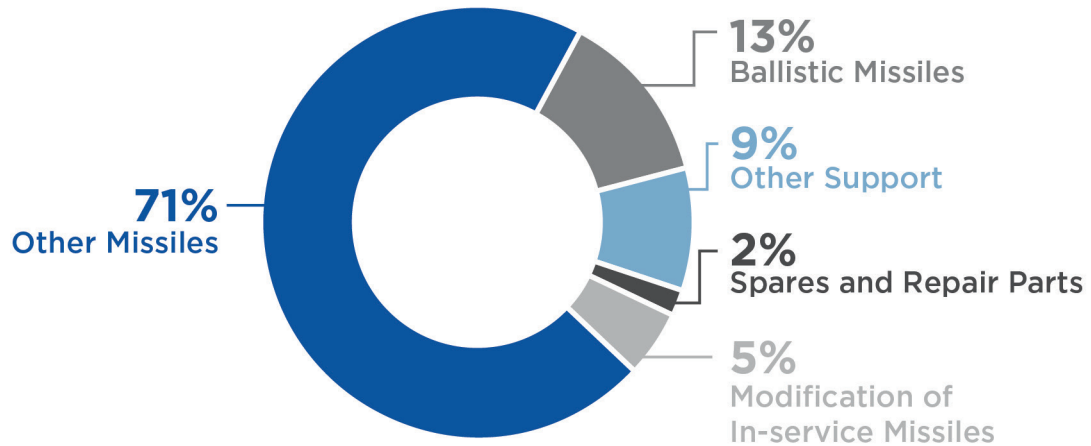
Numbers may not add due to rounding



## U.S. AIR FORCE PROCUREMENT - MISSILE

Figure 15 depicts the FY 2024 U.S. Air Force Baseline request shown in Table 20 subdivided into major categories.

**FIGURE 15. U.S. AIR FORCE PROCUREMENT  
MISSILE FY 2023 BASELINE BUDGET REQUEST**



The Missile Procurement appropriation funds acquisition and modification of missiles, spare parts, and support equipment. To supply current operations and replenish stockpiles, in FY 2024 the U.S. Air Force will initiate a Large Lot Multi-year Procurement strategy to achieve synergies in production for 550 Joint Air-to-Surface Standoff Missile-Extended Range (JASSM-ER), 457 Advanced Medium-Range Air-to-Air Missile (AMRAAM), 27 Long Range Anti-Ship Missile (LRASM), and Joint Strike Missile. We will continue procurement of Small Diameter Bombs (SDB), purchasing 874 SDB I and 920 SDB II. Additionally, the U.S. Air Force will procure 192 AIM-9X Sidewinder to sustain the U.S. Air Force's air dominance and attack capabilities. Through these efforts, the U.S. will be equipped to deter threats from adversaries and achieve our objectives.

**FIGURE 20. U.S. AIR FORCE PROCUREMENT, MISSILE**

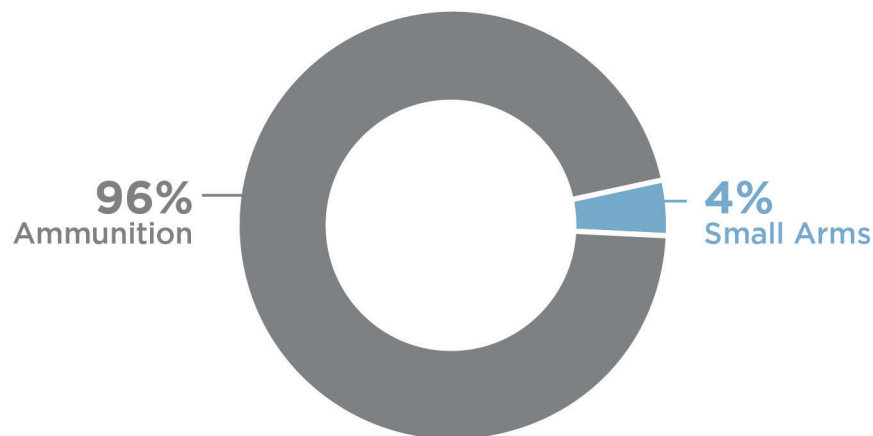
	FY23 Enacted	FY24 PB
<b>Missile Procurement, U.S. Air Force Total (\$M)</b>	<b>2,294</b>	<b>4,679</b>
Other Missiles	1,891	3,320
Modification of In-service Missiles	233	249
Spares and Repair Parts	78	82
Other Support	37	419
Ballistic Missiles	55	609

Numbers may not add due to rounding

## U.S. AIR FORCE PROCUREMENT - AMMUNITION

Figure 16 depicts the FY 2024 U.S. Air Force Baseline request shown in Table 21 subdivided into major categories.

**FIGURE 16. U.S. AIR FORCE PROCUREMENT  
AMMUNITION FY 2024 BASELINE BUDGET REQUEST**



The Ammunition Procurement appropriation funds the procurement, production, and modification of ammunition. The portfolio primarily includes ammunition, rockets, bombs, flares, fuses, cartridges, and related training devices. The FY 2024 request includes funding to purchase 1,844 Joint Direct Attack Munition (JDAM).

**TABLE 21. U.S. AIR FORCE PROCUREMENT, AMMUNITION**

	FY23 Enacted	FY24 PB
<b>Ammunition Procurement, U.S. Air Force Total (\$M)</b>	<b>857</b>	<b>703</b>
Ammunition	845	674
Small Arms	12	29

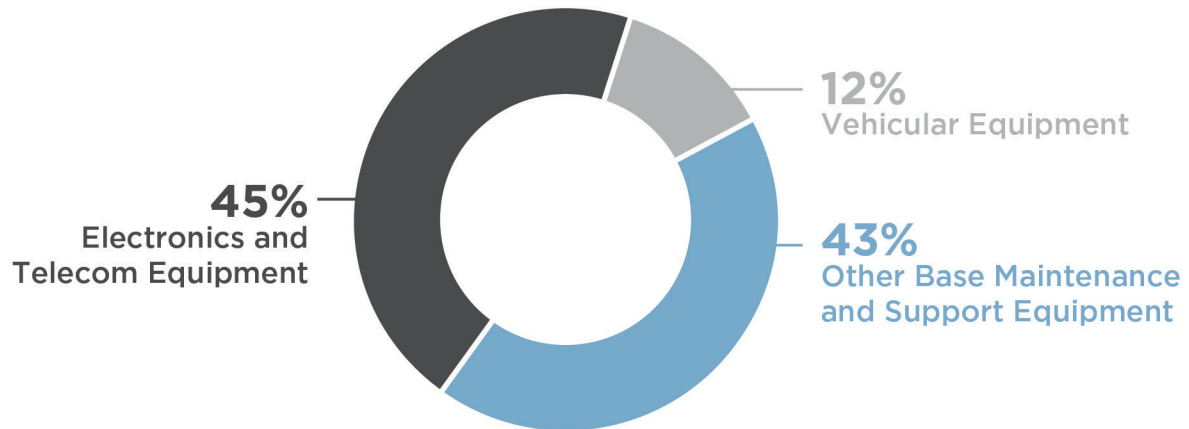
Numbers may not add due to rounding



## U.S. AIR FORCE PROCUREMENT - OTHER

Figure 17 depicts the FY 2024 U.S. Air Force Baseline request shown in Table 22 subdivided into major categories.

**FIGURE 17. U.S. AIR FORCE PROCUREMENT  
OTHER FY 2024 BASELINE BUDGET REQUEST**



The Other Procurement appropriation funds the purchase and modification of ground electronic systems, information systems, and physical security systems, in addition to communication and base support equipment, spares, and vehicles. The FY 2024 request focuses support on SECAF's Operational Imperative #5, defining optimized resilient basing, sustainment, and communications in a contested environment.

The U.S. Air Force is investing in equipment to enhance Agile Combat Employment. We are increasing funding for Base Maintenance and Support Vehicles to approximately \$223M, an increase of nearly \$107M from the FY 2023 enactment. Additionally, Mobility Equipment funding will be increased to approximately \$207M, an increase of nearly \$129M from the FY 2023 enactment. These prepositioned sortie generation support vehicles and mobility equipment provides "fight tonight" capabilities for warfighters to rapidly respond to contingencies while simultaneously reducing heavy lift requirements to support distributed combat forces across the Indo-Pacific theater. This line of effort also includes increasing funding for fuels support equipment to approximately \$219M, an increase of nearly \$193M from the FY 2023 enactment. Agile fueling systems or aerial bulk fuel delivery provides fuel storage capabilities at austere or forward operating locations where infrastructure is either inadequate or non-existent. Finally, the FY 2024 budget focuses on delivering resilient forward airbases necessary to make Agile Combat Employment effective.

**TABLE 22. U.S. AIR FORCE PROCUREMENT, OTHER**

	FY23 Enacted	FY24 PB
<b>Other Procurement, U.S. Air Force Total (\$M)</b>	<b>4,334</b>	<b>4,961</b>
Electronics and Telecom Equipment	2,156	2,241
Other Base Maintenance and Support Equipment	1,802	2,123
Vehicular Equipment	355	583
Spares and Repair Parts	21	14

Numbers may not add due to rounding

U.S. SPACE FORCE PROCUREMENT

Figure 18 depicts the FY 2024 U.S. Space Force Baseline request shown in Table 23 subdivided into major activities.

FIGURE 18. U.S. SPACE FORCE PROCUREMENT FY 2024 BASELINE BUDGET REQUEST



The U.S. Space Force Procurement appropriation funds acquisition of space vehicles and terminals, ground control systems, launch services, and related communications security and training products. The fast-growing array of threats that can attack American interests in, through, and from space pose a challenge that cannot be addressed through enhancements to decreasingly relevant legacy space systems designed for an uncontested domain. The FY 2024 budget funds the procurement of ten National Security Space Launch Services (NSSL) to provide assured access to space for the nation’s warfighting and intelligence satellites. The very successful NSSL Phase 2 competition achieved commercial prices for commercial-like orbits and reduced launch costs by over 50% for more challenging National Security Space orbits. The Space Development Agency (SDA) launch program provides comprehensive launch services which will deliver the Proliferated Warfighter Space Architecture, a resilient military sensing and data transport capability via a proliferated space architecture primarily in low Earth orbit. This year’s request procures five launch services under the NSSL program for delivery of Tranche 1 and Tranche 2 transport capabilities. The Family of Advanced Beyond Line-of-Sight Terminals (FAB-T) program provides nuclear survivable terminals and conferencing capability, with the ability to communicate with both Milstar and Advanced Extremely High Frequency satellites using a jam-resistant, low probability of intercept waveform. This year’s budget initiates production of FAB-T Force Element terminals for the B-52 platform.

TABLE 23. U.S. SPACE FORCE PROCUREMENT		
	FY23 Enacted	FY24 PB
Procurement, U.S. Space Force Total (\$M)	4,461	4,714
Space Procurement – Space Force	4,460	4,710
Spares - Space Force	1	1
Other Base Maint & Support Equip – Space Force	0	3

Numbers may not add due to rounding

## MILITARY CONSTRUCTION (MILCON)

Figure 19 depicts the FY 2024 Department of the Air Force Baseline request shown in Table 24 subdivided by component.

**FIGURE 19. MILCON FY 2024 BASELINE BUDGET REQUEST**



The FY 2024 U.S. Air Force MILCON budget request focuses effort on critical infrastructure improvements, prioritizes new mission beddowns, and increases planning and design to advance future construction requirements. Collectively, these actions undertake urgently needed actions to improve the defense ecosystem and build resilient facilities and infrastructure. This budget includes 51 major construction projects.

**TABLE 24. DEPARTMENT OF THE AIR FORCE MILCON**

	FY23 Enacted	FY24 PB
<b>MILCON, Department of the Air Force Total (\$M)</b>	<b>4,408</b>	<b>3,076</b>
Active U.S. Air Force	3,991	2,605
Air Force Reserve	106	292
Air National Guard	311	179

Numbers may not add due to rounding

## MILCON – ACTIVE U.S. AIR FORCE

The Active U.S. Air Force FY 2024 MILCON budget request focuses on critical infrastructure improvements, prioritizes new mission beddowns, and increases planning and design to advance future construction requirements. These efforts bolster our defensive posture as well as build modern and efficient facilities. This budget includes 40 major construction projects consisting of 23 new starts and 17 follow-on increments. These projects support the B-21, Sentinel (GBSD), T-7A, F-35, and KC-46 weapon system beddowns. Additionally, this budget supports funding for new facilities and infrastructure in the Indo-Pacific Command (\$467M) and European Command (\$226M) theaters to enhance joint force lethality and extended deterrence. Additionally, this budget supports the second increment of the Consolidated Communication Center (\$15M) and planning and design (\$90M) of future US Space Force facilities.

The Active U.S. Air Force FY 2024 budget request is summarized in Table 25.

**TABLE 25. MILCON, ACTIVE U.S. AIR FORCE**

	FY23 Enacted	FY24 PB
<b>MILCON, Active U.S. Air Force Total (\$M)</b>	<b>3,991</b>	<b>2,605</b>
Major Construction	3,563	2,106
Minor Construction	133	65
Planning and Design	295	435

Numbers may not add due to rounding



## MILCON – AIR NATIONAL GUARD

The FY 2024 Air National Guard MILCON budget request includes six priority requirements for current and new mission beddowns: F-35 ADAL Squad Ops (\$7.0M) at Montgomery Regional Airport Base, AL; Aircraft Arresting System (\$11.6M) at Morris Air National Guard Base, AZ; Aircraft Corrosion Control (\$12.0M) at Buckley Air Force Base, CO; Fire Station (\$8.9M) at Fort Wayne IAP, IN; and Special Tactics Complex Phase 1 (\$22.0M) & Phase 2 (\$18.5M) at Portland International Airport, OR.

**TABLE 26. MILCON, AIR NATIONAL GUARD**

	FY23 Enacted	FY24 PB
<b>MILCON, Air National Guard Total (\$M)</b>	<b>311</b>	<b>179</b>
Major Construction	171	80
Minor Construction Planning and Design	140	99

Numbers may not add due to rounding



## MILCON – AIR FORCE RESERVE

The FY 2024 Air Force Reserve MILCON budget request includes three priority requirements supporting new mission beddown: KC-46 Two Bay Maintenance/Fuel Hangar (\$201.0M) at March Air Force Reserve Base (ARB), CA; KC-46 Add/Alter B600 Simulator Facility (\$8.5M) at March ARB, CA; and KC-46 Add/Alter B1244 FuT/Cargo Pallet Storage (\$17.0M) at March ARB, CA. It also includes two priority requirements supporting current mission beddowns: Aerial Port Facility (\$27.0M) at JRM Andersen AFB, Guam; and LRS Warehouse (\$16.0M) at NAS JRB Fort Worth, TX.

**TABLE 27. MILCON, AIR FORCE RESERVE**

	FY23 Enacted	FY24 PB
<b>MILCON, Air Force Reserve Total (\$M)</b>	<b>106</b>	<b>292</b>
Major Construction	54	270
Minor Construction Planning and Design	52	22

Numbers may not add due to rounding



## MILITARY FAMILY HOUSING (MFH)

The FY 2024 Military Family Housing budget request continues efforts to improve quality of life, homes, and support services for our families across the globe. The Department remains focused on improving our privatized housing portfolio, correcting health and safety deficiencies, and investing in whole house improvement projects. The FY 2024 budget request directly supports military family living standards by investing in facility improvements and high-quality housing, creating enduring advantages that enhance warfighter capabilities globally. This request resources \$229M in Military Family Housing enhancements to include restructures at Joint Base Pearl Harbor-Hickam, Southern Group (Arnold AFB, Charleston AFB, Keesler AFB, and Shaw AFB), and AETC Group 2 (Altus AFB, Luke AFB, Sheppard AFB, and Tyndall AFB).

**TABLE 28. DEPARTMENT OF THE AIR FORCE MILITARY FAMILY HOUSING**

	FY23 Enacted	FY24 PB
<b>Military Family Housing Total (\$M)</b>	<b>617</b>	<b>551</b>
MFH-Operation and Maintenance	365	314
MFH-Construction Improvements	234	229
MFH-Construction Planning and Design	18	8

Numbers may not add due to rounding



# BASE REALIGNMENT AND CLOSURE (BRAC)

The Department of the Air Force implemented all Base Realignment and Closure actions as described in the Defense Base Closure and Realignment Commission reports to the President. The FY 2024 budget request continues environmental restoration at remaining BRAC locations. The Department continues to align cleanup resources with environmental restoration and property transfer at installations closed under previous BRAC actions. The program focuses on protecting human life and the environment through execution of projects resulting in the transfer of acreage and achievement of environmental compliance remediation goals. In addition to achieving environmental goals, these projects provide beneficial reuse of property and meet legally enforceable requirements.

Funding for this appropriation is displayed in Table 29 below.

TABLE 29. DEPARTMENT OF THE AIR FORCE BRAC		
	FY23 Enacted	FY24 PB
Base Realignment and Closure Total (\$M)	175	124
DoD Base Closure Account	175	124

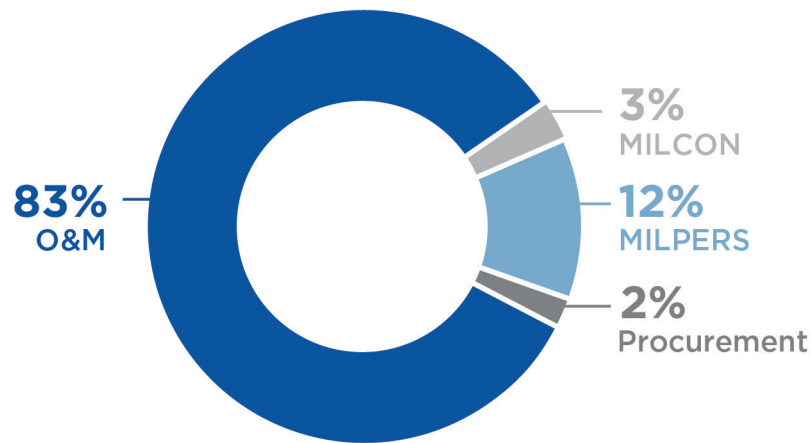
Numbers may not add due to rounding



## DEPARTMENT OF THE AIR FORCE OVERSEAS OPERATIONS COSTS

Figure 20 depicts the FY 2024 U.S. Air Force and U.S. Space Force Overseas Operations Costs requests shown in Tables 30 and 31 subdivided into major activities. Overseas Operations Costs for Major MILCON projects are also depicted in Table 32.

**FIGURE 20. DEPARTMENT OF THE AIR FORCE OVERSEAS OPERATIONS COSTS**



The Department of the Air Force Overseas Operations Costs funding request continues to support worldwide operations and funds Combatant Commander's most urgent requirements. This funding request is \$7.0B, a decrease of \$1.6B from the FY 2023 enacted amount.

The FY 2024 Air Force Overseas Operations request includes funding in support of the below operations/lines of effort:

- Operation INHERENT RESOLVE (OIR) (Syria/Iraq)
- European Deterrence Initiative (EDI)
- Operation ENDURING SENTINEL (OES)

**TABLE 30. OVERSEAS OPERATIONS COSTS - U.S. AIR FORCE**

Overseas Operations Costs Request by Appropriation Total (\$M)	FY23 Enacted 8,566	FY24 PB 7,008
O&M	6,870	5,781
Procurement	474	153
MILPERS	927	845
MILCON	294	226
RDT&E	1	3

Numbers may not add due to rounding

TABLE 31. OVERSEAS OPERATIONS COSTS - U.S. SPACE FORCE

	FY23 Enacted	FY24 PB
<b>Overseas Operations Costs, U.S. Space Force Total (\$M)</b>	<b>46</b>	<b>42</b>
Operation and Maintenance (O&M)	46	42

TABLE 32. OVERSEAS OPERATIONS COSTS WORLDWIDE MILCON PROJECT LIST

<b>MILCON Overseas Operation Costs Total (\$K)</b>		<b>226</b>
INSTALLATION	PROJECT	REQUESTED
Rygge, NW	EDI: DABS-FEV Storage	88
Rygge, NW	EDI: Munitions Storage	31
RAF Lakenheath, UK	EDI: RADR Storage Facility	28
RAF Fairford, UK	EDI: RADR Storage Facility	47
Moron, SP	EDI: Munitions Storage	26
Unspecified, Worldwide	EDI: Planning and Design	6

Numbers may not add due to rounding



## WORKING CAPITAL FUND

The Defense Working Capital Fund (DWCF) exists to carry out specific mission activities in a market-like financial framework, providing customers common goods and services in the most efficient way possible. Operating within the DWCF, the Air Force Working Capital Fund (AFWCF) operates on a break-even basis. The Transportation Working Capital Fund (TWCF) is a part of the AFWCF budget submission because the Air Force is executive agent for cash oversight; however, United States Transportation Command (USTRANSCOM) has operational responsibility.

AFWCF services and products are integral to readiness and sustainability of air, space, and cyberspace assets and support the ability to deploy forces around the globe. The AFWCF conducts business in two primary areas: depot maintenance and supply management. Depots provide the equipment, skills, and repair services necessary to keep forces operating. Supply management activities procure and manage inventories of consumable and reparable spare parts necessary to maintain mission readiness of all force structure elements.

USTRANSCOM's mission is to provide air, land, and sea transportation for the Department of Defense (DoD) in times of peace and war, with primary focus on wartime readiness. The TWCF budget provides synchronized transportation and sustainment, making it possible to project and maintain national power where needed, with the greatest speed and the highest efficiency.

Successful AFWCF operations are essential for readiness, by ensuring the warfighter receives the right item, at the right place and time, for the lowest cost. The FY 2024 AFWCF budget supports Air Force and USTRANSCOM core functions through supply, maintenance, and transportation services. The submission includes estimates derived from forecasted customer requirements and reflects our continuing efforts to streamline logistics and business processes. Rate/price changes reflect ongoing initiatives to reduce costs and accurately project inflation impacts.

Table 33 and 34 captures the highlights of the FY 2024 AFWCF budget request. Table 35 captures TWCF.



TABLE 33. AIR FORCE WORKING CAPITAL FUND FINANCIAL AND PERSONNEL SUMMARY

AFWCF Total (\$M)	FY22	FY23	FY24
Total Revenue	25,568	27,758	28,336
Cost of Goods Sold	25,746	27,470	28,421
Adjustments for Net Operating Result	33	-41	-44
Net Operating Result	-145	246	-128
Accumulated Operating Result	420	594	359
Capital Budget	217	292	309
Direct Appropriation	77	80	84
<b>Rate/Price Changes</b>			
Consolidated Sustainment Activity Group Maintenance Division	3.38%	5.14%	7.80%
<b>Consolidated Sustainment Activity Group - Supply Division</b>			
Non-Fly Supply Customer Price Change	2.88%	5.68%	7.57%
Fly Hour Program Price Change	-2.35%	5.68%	7.57%
Supply Management Activity Group - Retail	2.96%	6.67%	8.91%
<b>AFWCF, Total Personnel</b>			
Civilian Work-Years/Full Time Equivalents	32,865	36,339	36,803
Military Work-Years/Full Time Equivalents	12,227	12,697	12,698



## CASH MANAGEMENT

Air Force Blue cash was consistently within limits in FY 2022 and expected to remain stable in FY 2023 and FY 2024. Slight decreases are expected as Supply Divisions return profits. At the lower divisional level, cash volatility exists as Depot Maintenance recovers losses and Supply Divisions return profits. This expected volatility increases the Range component of cash management and increases the upper limits in FY 2023 and FY 2024. While volatility is expected at the divisional level, Air Force Blue cash is expected to remain stable and within limits during FY 2023 and FY 2024. TWCF expects to build cash in FY 2023 and stabilize in FY 2024 while adjusting to impacts of changes in customer orders. AFWCF Cash is projected to exceed \$2.1B (AFWCF Blue and TWCF) by the end of FY 2024.

**TABLE 34. AIR FORCE WORKING CAPITAL FUND CASH MANAGEMENT**

AFWCF, Air Force Cash (\$M)	FY22	FY23	FY24
Beginning of Period (BOP) Cash Balance	1,404	1,332	1,322
Disbursements	16,917	19,124	19,708
Collections	16,768	19,033	19,562
Transfers			
Direct Appropriations (War Reserve Material)	77	80	84
<b>End of Period (EOP) Cash Balance</b>	<b>1,332</b>	<b>1,322</b>	<b>1,259</b>
<b>Lower Limits</b>	<b>760</b>	<b>998</b>	<b>630</b>
<b>Upper Limits</b>	<b>1,742</b>	<b>2,614</b>	<b>2,273</b>

**TABLE 35. TRANSPORTATION WORKING CAPITAL FUND CASH MANAGEMENT**

TWCF Cash (\$M)	FY22	FY23	FY24
Beginning of Period (BOP) Cash Balance	521	346	947
Disbursements	8,634	8,947	8,209
Collections	8,050	9,548	8,160
Transfers			
Direct Appropriations (War Reserve Material)	409		
<b>End of Period (EOP) Cash Balance</b>	<b>346</b>	<b>947</b>	<b>898</b>
<b>Lower Limits</b>	<b>804</b>	<b>942</b>	<b>944</b>
<b>Upper Limits</b>	<b>1,470</b>	<b>1,628</b>	<b>1,576</b>

Numbers may not add due to rounding

DELIVERING **AIRPOWER** FOR OUR NATION  
REQUIRES MORE THAN JUST AIRCRAFT; IT REQUIRES  
**TOTAL FORCE AIRMEN** - ACTIVE DUTY,  
GUARD, RESERVE, CIVILIANS - IN ALL AIR FORCE  
SPECIALTIES **WORKING TOGETHER** AS A  
SEAMLESS TEAM TO **OPERATE, MAINTAIN**  
**AND ENABLE OUR MISSION** AND BRING  
THE UNIQUE CAPABILITIES AND EFFECTS  
OF AIRPOWER TO BEAR. 〰

AIR FORCE CHIEF OF STAFF GEN. CQ BROWN, JR.



## DEPARTMENT SUMMARY

The Department of the Air Force continues to work tirelessly to balance risk between maintaining current readiness in support of combatant commanders today while developing, building, and fielding the force needed for the future. Throughout the last 76 years, the Air Force has shown its resolve and capability to continue executing the missions demanded by our Nation while constantly transforming to remain the world's premier air and space force. This evolution will not be easy. However, it is necessary, and as our history has demonstrated, it will be successful. We have an immense responsibility to provide our Airmen and Guardians the tools, training, platforms, and support they need to safely and effectively defend our great Nation, and we will.




## TOTAL AIRCRAFT INVENTORY (TAI)

AIRCRAFT	FY23	FY24	AIRCRAFT	FY23	FY24
A-10	260	218	KC-46	82	102
A-29	3	0	LC-130H	10	10
AC-130J	30	30	MC-130J	56	64
AT-6	2	2	MH-139	6	6
B-1	45	44	MQ-9 BIK1	48	0
B-2	20	20	MQ-9 BIK5	198	208
B-52	76	76	RQ-4	10	9
C-12	7	7	T-1A	127	75
C-130H	118	116	T-38A/C	504	504
C-130J	153	155	T-41D	4	4
C-17	222	222	T-51A	3	3
C-21	19	19	T-53A TRAINER	24	24
C-32	6	6	T-6A	444	444
C-37	16	16	T-7A	5	5
C-40	11	11	TG-15A/B	5	5
C-5	52	52	TG-16A TRAINER	19	19
CV-22	52	52	TH-1H	28	28
E-11	6	7	U-2	27	27
E-3	18	16	UH-1N	63	63
E-4	4	4	UV-18B	3	3
E-8	3	0	VC-25A	2	2
E-9	2	2	WC-130J	10	10
EC-130H	6	4	TOTAL	5,154	4,964
EC-130J	4	0			
F-15C/D	149	92			
F-15E	218	218			
F-15-EX	8	18			
F-16 C/D	841	841			
F-22A	185	153			
F-35	432	477			
HC-130J	39	39			
HH-60G	60	23			
HH-60U	3	3			
HH-60W	39	58			
KC-10	24	0			
KC-135R/T	365	365			

# MILCON MAJOR CONSTRUCTION PROJECTS

Project #	Component	State/Country	Installation	Project Title	PB-24 Request (\$K)
MILCON ACTIVE					
1	Active	Alaska	JB Elmandorf-Richardson	EXTEND RUNWAY 16/34, INC 3	107,500
2	Active	Australia	Darwin	PDI: Squadron Operations Facility	26,000
3	Active	Australia	Tindal	POI: Aircraft Maintenance Support Facility	17,500
4	Active	Australia	Tindal	POI: Bomber Apron	93,000
5	Active	Australia	Tindal	POI: Squadron Operations Facility	20,000
6	Active	Florida	MacDill AFB	KC-46A ADAL Aircraft Corrosion Control	25,000
7	Active	Florida	MacDill AFB	KC-46A ADAL Aircraft Maintenance Hangar	27,000
8	Active	Florida	MacDill AFB	KC-46 ADAL Fuel System Maintenance Dock	18,000
9	Active	Florida	MacDill AFB	KC-46A ADAL Apron & Hydrant Fueling Pits	61,000
10	Active	Florida	Patrick AFB	C2C: Consolidated Communications Center	15,000
11	Active	Florida	Patrick AFB	Final Denial Barriers, South Gate	12,000
12	Active	Florida	Patrick AFB	Commercial Vehicle Inspection	15,000
13	Active	Japan	Kadena AB	POI: Helo Rescue Ops Maintenance Hangar Inc 3	46,000
14	Active	Japan	Kadena AB	PDI: Theater A/C Corrosion Control Ctr, Inc	42,000
15	Active	Georgia	Robbins AFB	Battle Management Combined Operations Complex	115,000
16	Active	Guam	Joint Region Marianas	PDI: North Aircraft Parking Ramp, INC	109,000
17	Active	Louisiana	Barksdale AFB	Weapons Generation Facility Inc 3	112,000
18	Active	Massachusetts	Hanscom AFB	MIT-Lincoln Lab (West Lab CSL/MIF), Inc 4	70,000
19	Active	Massachusetts	Hanscom AFB	Child Development Center	37,000
20	Active	Mariana Islands	Tinian	PDI: Fuel Tanks w/Pipeln & Hydrant, Inc 3	20,000
21	Active	Mariana Islands	Tinian	PDI: Airfield Development Phase 1, Inc 3	26,000
22	Active	Mariana Islands	Tinian	POI: Parking Apron, Inc 3	32,000
23	Active	Mississippi	Columbus	T-7A Ground Based Training System Facility	30,000
24	Active	Mississippi	Columbus	T-7A Unit Maintenance Training Facility	9,500
25	Active	Norway	Rygge AS	EDI: DABS-FEV Storage	88,000
26	Active	Norway	Rygge AS	EDI: Munitions Storage Area	31,000
27	Active	Oklahoma	Tinker AFB	KC-46 3-Bay Depot Maintenance Hangar Inc 3	78,000
28	Active	Philippines	Basa	PDI: Transient Aircraft Parking Apron	35,000

Project #	Component	State/Country	Installation	Project Title	PB-24 Request (\$K)
MILCON ACTIVE CONTINUED					
29	Active	South Dakota	Ellsworth AFB	B-21 Weapons Generation Facility Inc 3	160,000
30	Active	South Dakota	Ellsworth AFB	B-21 Phase Hangar	160,000
31	Active	South Dakota	Ellsworth AFB	B-21 Fuel System Maintenance Dock	75,000
32	Active	Spain	Monron AB	EDI: Munitions Storage	26,000
33	Active	Texas	Joint Base San Antonio	Child Development Center - LAK	20,000
34	Active	United Kingdom	RAF Fairford	EDI: RADR Storage Facility	47,000
35	Active	United Kingdom	RAF Lakenheath	Surety Dormitory	50,000
36	Active	United Kingdom	RAF Lakenheath	EDI: RADR Storage Facility	28,000
37	Active	Utah	Hill AFB	F-35 T-7A East Campus Infrastructure	82,000
38	Active	Wyoming	FE Warren AFB	GBSD Integrated Command Center, Inc 2	27,000
39	Active	Wyoming	FE Warren AFB	GBSD Missile Handling Complex, Inc 2	28,000
40	Active	Wyoming	FE Warren AFB	GBSD Integrated Training Center	85,000
<b>ACTIVE TOTAL</b>					<b>2,105,500</b>
MILCON, ANG					
41	ANG	Alabama	Montgomery Regional Airport	F-35: ADAL Sq Ops Bldg 1303	7,000
42	ANG	Arizona	Morris Air National Guard Base	MCCA: Aircraft Arresting System (New RWY)	11,600
43	ANG	Colorado	Buckley Air Force Base	Aircraft Corrosion Control	12,000
44	ANG	Indiana	Ft Wayne International Airport	Fire Station	8,900
45	ANG	Oregon	Portland International Airport	Special Tactics Complex, Phase 1	22,000
46	ANG	Oregon	Portland International Airport	Special Tactics Complex, Phase 2	18,500
<b>ANG TOTAL</b>					<b>80,000</b>
MILCON, AFR					
45	AFR	Guam	JRM-Andersen AFB	Aerial Port Facility	27,000
46	AFR	Texas	NAS JRB Fort Worth	LRS Warehouse	16,000
47	AFR	California	March ARB	KC-46 Two Bay Maintenance/Fuel Hangar	201,000
48	AFR	California	March ARB	KC-46 Add/Alter B600 Simulator Facility	8,500
49	AFR	California	March ARB	KC-46 Add/Alter B1244 FuT/Cargo Pallet Staging	17,000
<b>AFR TOTAL</b>					<b>269,500</b>



“ WE MUST FIELD COMBAT-READY  
FORCES SO THE SPACE FORCE HAS THE  
**PERSONNEL, EXPERTISE,  
WEAPON SYSTEMS, AND  
EQUIPMENT** REQUIRED TO PROTECT  
U.S. INTERESTS IN SPACE. ”

CHIEF OF SPACE OPERATIONS GEN B. CHANCE SALTZMAN

# ACRONYMS

## A

<b>ABMS</b>	Advanced Battle Management System
<b>ACA</b>	Aerospace Control Alert
<b>AF</b>	Air Force
<b>AFB</b>	Air Force Base
<b>AFR</b>	Air Force Reserve
<b>AFRC</b>	Air Force Reserve Command
<b>AFWCF</b>	Air Force Working Capital Fund
<b>AGM</b>	Advanced Guided Missile
<b>AIM</b>	Air Intercept Missile
<b>ALCM</b>	Air Launched Cruise Missile
<b>AMRAAM</b>	Advanced Medium Range Air-to-Air Missile
<b>ANG</b>	Air National Guard
<b>AOR</b>	Area of Responsibility
<b>ART</b>	Air Reserve Technician
<b>AWACS</b>	Airborne Warning and Control System

## B

<b>B</b>	Billion
<b>BACN</b>	Battlefield Airborne Communications Node
<b>BRAC</b>	Base Realignment and Closure

## C

<b>C2</b>	Command and Control
<b>CRH</b>	Combat Rescue Helicopter

## D

<b>DoD</b>	Department of Defense
<b>DWCF</b>	Defense Working Capital Fund

**E**

<b>EDI</b>	European Deterrence Initiative
<b>EITaaS</b>	Enterprise Information Technology as a Service
<b>EPAWSS</b>	Eagle Passive/Active Warning Survivability
<b>System ESS</b>	Evolved Strategic Satcom

**F**

<b>FSRM</b>	Facility Sustainment, Restoration and Modernization
<b>FY</b>	Fiscal Year
<b>FYDP</b>	Future Years Defense Program

**G**

<b>GBSD</b>	Ground Based Strategic
<b>Deterrent GCS</b>	Ground Control Station

**H**

<b>HOA</b>	Horn of Africa
<b>ICBM</b>	Intercontinental Ballistic Missile
<b>ISR</b>	Intelligence, Surveillance and Reconnaissance

**J**

<b>JADC2</b>	Joint All-Domain Command and Control
<b>JASSM-ER</b>	Joint Air-to-Surface Standoff Missile - Extended Range
<b>JB</b>	Joint Base
<b>JDAM</b>	Joint Direct Attack Munition

**K**

<b>K</b>	Thousands
----------	-----------

**L**

<b>LRSO</b>	Long Range Standoff
-------------	---------------------

**M**

<b>M</b>	Million
<b>MAJCOM</b>	Major Command
<b>MFH</b>	Military Family Housing Equipment
<b>MILCON</b>	Military Construction
<b>MILPERS</b>	Military Personnel

**N**

<b>NAOC</b>	National Airborne Operations Center
<b>NC3</b>	Nuclear Command and Control Communications
<b>NDAA</b>	National Defense Authorization Act
<b>NDS</b>	National Defense Strategy
<b>NGAD</b>	Next Generation Air Dominance
<b>NSSL</b>	National Space Security Launch

**O**

<b>O&amp;M</b>	Operation and Maintenance
<b>OIR</b>	Operation INHERENT RESOLVE
<b>OPIR</b>	Next-Generation Overhead Persistent Infrared OSD
<b>OSD</b>	Office of the Secretary of Defense

**P**

<b>PB</b>	President's Budget
-----------	--------------------

**R**

<b>RDT&amp;E</b>	Research, Development, Test and Evaluation
<b>RPA</b>	Remotely Piloted Aircraft

**S**

<b>SATCOM</b>	Satellite Communication
<b>SDA</b>	Space Development Agency

**T**

<b>TAI</b>	Total Aircraft Inventory
<b>TOA</b>	Total Obligation Authority
<b>TWCF</b>	Transportation Working Capital Fund

**U**

<b>USINDOPACOM</b>	United States Indo-Pacific Command
<b>USTRANSCOM</b>	United States Transportation Command

**W**

<b>WCF</b>	Working Capital Fund
<b>WSS</b>	Weapon System Sustainment



# ONE TEAM, **ONE FIGHT**



UNITED STATES  
**SPACE FORCE**



**U.S. AIR FORCE**



# FISCAL YEAR 2024 BUDGET OVERVIEW

[www.saffm.hq.af.mil/FM-Resources/budget/](http://www.saffm.hq.af.mil/FM-Resources/budget/)